

**CAPPING TO SUIT 190 BLOCKWORK**

435



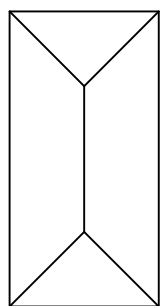
ELEVATION

80



ELEVATION

440

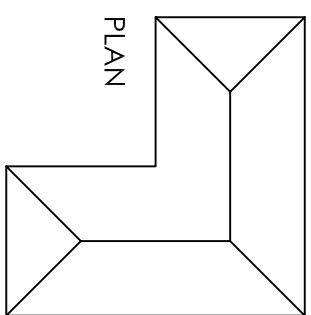


PLAN

PIT 12 - Pyramid

440

220 220



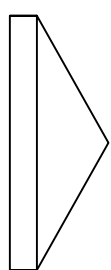
PLAN

PIT 17 - corner Pyramid  
(90 degree)

**CAPPING TO SUIT RECTANGULAR PIERS**

715

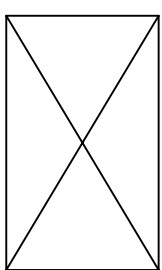
375



ELEVATION

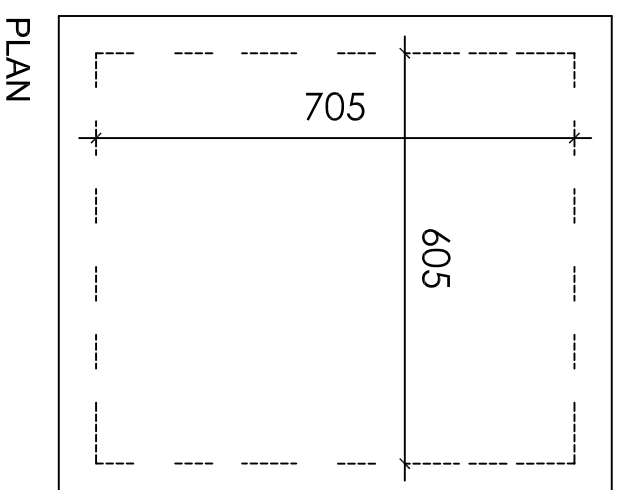
815

225 145



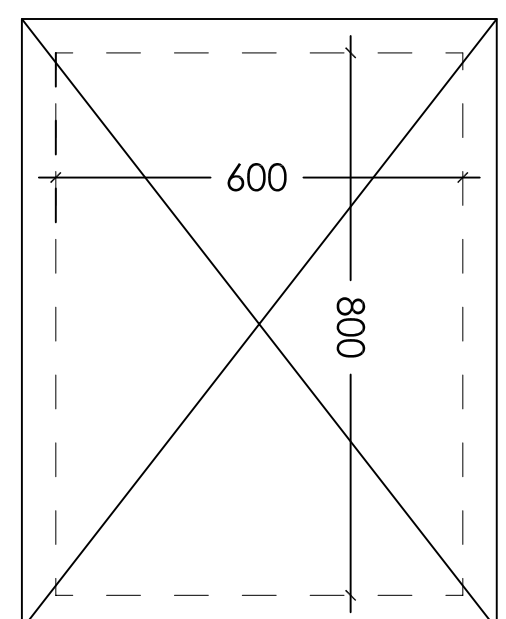
PLAN

PIT25 - Pyramid



PLAN


900



PLAN


**CAPPING TO SUIT RECTANGULAR PIERS**

500

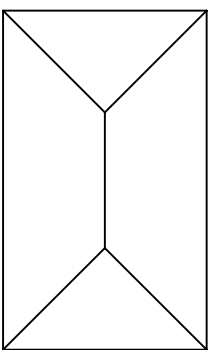


ELEVATION

720




ELEVATION



PLAN

PIT 11 - Pyramid

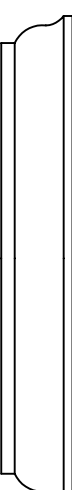
300



PLAN

PIT 9 - Pyramid

105

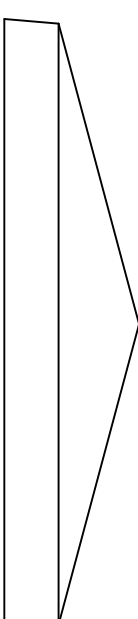


ELEVATION

635

DEC26 - Mandalay  
Pedestal cap

200



ELEVATION

PIT27 - Pyramid cap

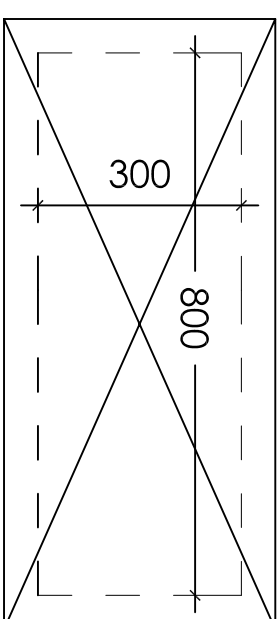
720

155



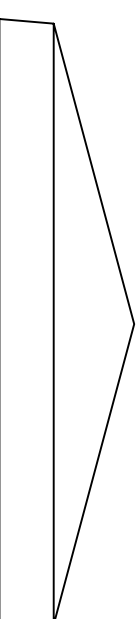
ELEVATION

900



PLAN

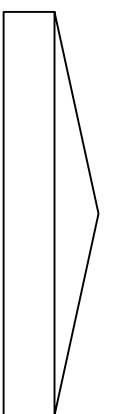
200



ELEVATION


PIT28 - Pyramid cap

595



ELEVATION


505



PLAN

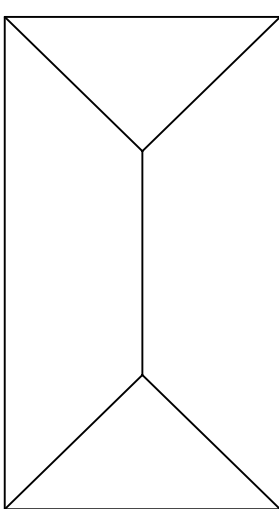
PIT 15 - Pyramid

726



ELEVATION

406

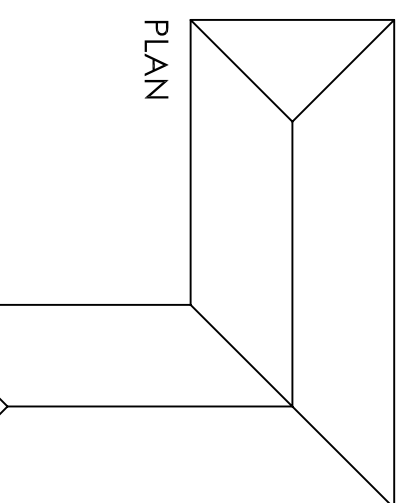


PLAN

PIT26 - Pyramid

720

300



PLAN

PIT 10 - corner Pyramid  
(90 degree)